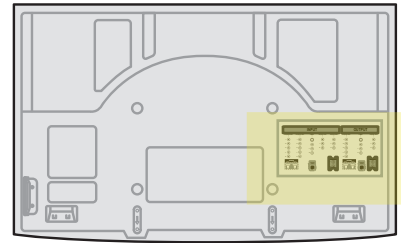
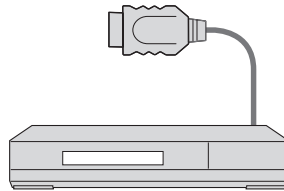



AudioSource®

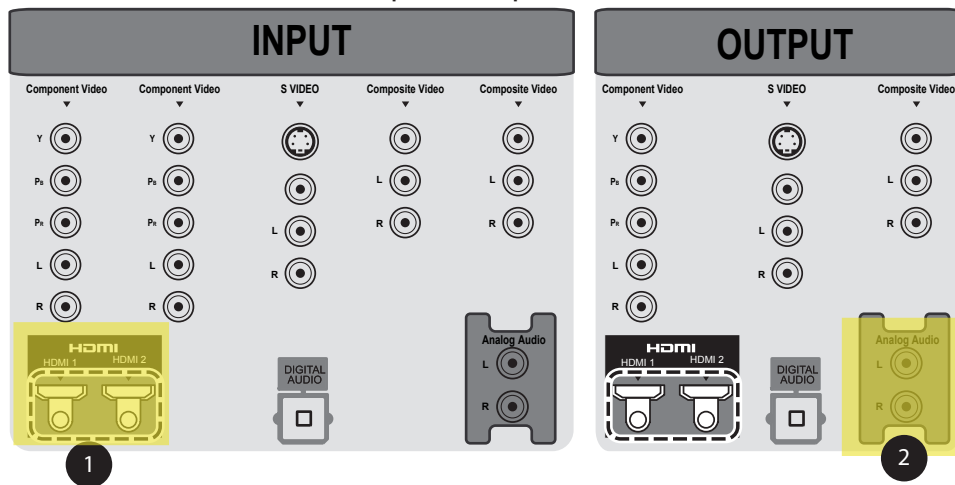
S3D60



Basic Sound Bar Installation TV & Cable Box using HDMI Connection



TV Input / Output Section



- 1 Connect the OUTPUT of the Cable Box to the INPUT of the TV using a HDMI cable
- 2 Connect the Analog Audio OUTPUT of the TV to the RCA INPUT of the S3D60 using a RCA cable
- 3 Using the source button on the front panel of the S3D60 select RCA Input

S3D60 Input / Output Section

